IMPRESSIONS

OF

BIRTH

X

Impressions of Birth - Burton Beerman

16 vocal performers - 4 Sopranos, 4 Altos, 4 Tenor, 4 Bass
2 pianos
1 percussion performer

Arrangement of the chorus on stage -

S	4	3	2	1
B	1	2	3	4
T	1	2	3	4
A	4	3	2	1

Voices must not stand too close together, yet they should not be spread so far apart as to not be a group.

There is no specific arrangement for the 2 pianists and the percussionist

 hold last note before the line for the length of the line, whether the duration be judged by measure or visual notation

ppp soft as possible

 gradually get faster

 gradually get slower

 fast as possible

 continue as before

 vibrato wide and slow becoming gradually faster and more narrow

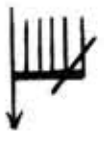 initial attack as quick as possible after the point of the arrow

pianos -

pizz. pluck string inside piano

 harmonic on string inside piano sounding 8va higher

Clusters are chromatic unless specified differently.

© 1968, Burton Beerman
ALL RIGHTS RESERVED

percussion -

△	triangle
sc	suspended cymbal
siz. cym	sizzle cymbal
sd	snare drum
tt	2 tom toms, high and low
tam tam	
glock	glockenspiel, sounding 2 8va higher
vibr	vibraphone sounding as written
timpani	F-B-f#
ⓣ	scrape cymbal quickly with given stick from inner rim to the outer edge
	soft mallet
	hard glock mallet
	wooden drum stick
	wire brushes
	hold by the soft head and strike with the wooden handle

chorus -

ord	in the usual singing manner
wh	whisper (pertaining to quality and not intensity)
sp	in the manner of speaking

pages 4,5,6 -

d	as in mold -
t	as in tin
ps	as in drops -
g	as in ding -
k	as in tink -
ts	as in sheets

pages 21, 22 -

d	as in callused
ps	as in lips
ge	as in vintage
d	as in draped

pages 39, 40 -

st	as in breast
s	as in coughs
l	as in bashful

page 40 - Soprano 1, last 10 seconds -

start with ord with vibrato, then no vibrato, then speaking voice, then whisper, in as smooth a transitional series as possible

PERCUSSION

♩:c 60

Vibr.

PP

8va

PIANO 1

PP

loco

8va

PIANO 2

8va

P

6

3

6

♩=c.60

SOPRANO

ALTO

TENOR

BASS

© 1968, Burton Beerman
ALL RIGHTS RESERVED

2

PER

P 1

8va

P 2

mf < f

P

mP

PP

mf

S

A

T

B


3
mp
pp
p
pp
p

4

A

PER

P 1

P 2

S

1 2 3 4

A

1 2 3 4

T

1 2 3 4

B

1 2 3 4

wh

MOL

CRESC Poco a Poco

CRESC Poco A Poco

din

molto

ding

A

DROPS

DROPS

DROPS

DROPS

DROPS

DROPS

DROPS

DROPS

KLIN

KLIN

KLIN

KLIN

HRN

HRN

HRN

HRN

BLOCK

BLOCK

DEPRESS, BUT DO NOT SOUND

6

P 1

SIMILE

P 2

DEPRESS, BUT DO NOT SOUND

S

1-2

ord

I

P Walk-ing quick-ly

3

FLEET AS CAN

3-4

PP

Walk-ing quick-ly

ord III

P

A

1

.f-mp.

PP

ord

P Walk-ing quick-ly

2

3

4

T

1-2

WAH

mf PP

3-4

B

1-2

BLOO

f PP

3-4

I

ord

P

Walk-ing quick-ly FLEET AS CAN

trang.

I

ord

Quick-ly FLEET AS CAN

B

B1

P1

SIMILE

B

Fleetas can walk-ing quickly

Quickly Fleetas can

Quickly fleetas can

Fleetas can

Fleet as can walk-ing quickly

Walk-ing quick-ly walk-ing quickly

Fleet as can

Walk-ing fleet as can

Walk-ing fleet as can

Walk-ing fleet as can

Fleet as can

Fleet as can walk-ing quickly

Fleet as can walk-ing quickly

Walk-ing quickly

Fleet as can fleet as can

PER

P 1

P 2

S

1

3

walk-ing quickly

Fleet as can walk-ing Quick-ly walk-ing fleet as can

Quick-ly walk-ing fleet as can

Still I Tin- seled bea- ds of red

Still III Tin - seled beads of red

A

1-2

Speak *

Shy-ly shy-ly wet-ting flesh

PP

Wetting wetting Shy-ly wetting flesh

3-4

Speak *

Shyly shyly shyly

PP

Shyly shyly wetting flesh

CRESC POCO A POCO

T

1-2

Speak *

Shy-ly shyly wet-ting flesh

PP

Wetting wetting Shyly wetting flesh

CRESC POCO A POCO

3-4

Speak *

Shy-ly shy-ly shyly

PP

Shy-ly shy-ly wetting flesh

shyly wetting flesh

CRESC POCO A POCO

B

1-2

Speak *

Shyly wetting flesh

PP

Shyly shyly shyly Wetting flesh

CRESC POCO A POCO

3-4

Speak *

Shy-ly wettingflesh

PP

Shy-ly shy-ly

CRESC POCO A POCO

* Grow gradually to a shout

P TT CRESC π

LOCO

P CRESC

POR — A — GE

P CRESC

of red POR-AGE

(SLOWLY OPEN)

(mouth closed)

AH

POR — AGE

tin — sil ed ~~beads~~ beads

Shyly shyly shyly Shyly shyly wetting flesh Shy-ly wet-ting flesh

Shyly wetting flesh Witting wetting wetting Wet-ting flesh Shyly shyly wetting flesh

Shyly shyly shyly Shy-ly shy-ly Shyly wet-ting

Wetting wetting wetting Wetting flesh Shyly shyly wetting flesh Shy-ly

Shyly shyly wetting flesh Shyly shyly shyly Shyly shyly wetting flesh

shyly Wetting flesh Shyly shyly wetting flesh Shyly shyly shyly Shyly shyly wetting

10

C

PER

TT TT

GLOCK

P 1

P 2

Beat strings inside piano

(MOUTH OPEN)

S 1 3

(MOUTH CLOSED – SLOWLY OPEN) (MOUTH OPEN)

AH

A 1-2 3-4

Wetting Flesh Flesh shy-ly shyly wetting Flesh

Shyly shyly shyly

T 1-2 3-4

Flesh Wet-ting Flesh Shy-ly wetting Flesh

shyly shyly Shyly shyly

B 1-2 3-4

Shyly wetting flesh Wetting wetting

Flesh Shyly shyly shyly

and I-FREELY

PPP

Chn

C

PER

C. 4 Seconds | C. 10 Seconds

P 1

P 2

C. 4 Seconds | C. 10 Seconds

C. 4 Seconds

Grow to a rough, coarse, high shout.

C. 10 Seconds

Laugh loud and very carried away, growing to and continuing in a half-cry, half-moan sadness.

1 2 3 4

I-FREELY

Grumbling with full-ne — ss

P

(Laugh) → (cry-moan)

ss — mf

1 2 3

—fed hi— de grumbling with—

P mf

12

PER

Timpani F♯, B, F♯

hard

tim

P I

P 2

NO PEDAL

smoother

S 1

SIMILE

mP PP

P mf PP

S 2

Bur — sts

sf-mp

Short bur — sts

P f

S 3

Pain

sf-mp

A 1

3

Bur — sts

sf-mp

A 2

Pain

sf-mp

A 3

d

Zacht

P

PP — mP

mP

A2.

P

ORD NO VIB

PP — PPP

PAI — N PAI-N PAI — N PAI —

PP CRESC POCO A POCO

NO VIB

PAIN PAI — N BURSTS OF PAI — N

PP CRESC POCO A POCO

NO VIB

PAIN SHORTBUR — STS PAI — N

PP CRESC POCO A POCO

SHORTBURSTS OF

P — mf

timp.

PAI — N

mf — f

PAI — N

mf — f

d

14

PER

P1

P2

S 2

3

1

A 2

3

—N PAI—N PAI—N pai——N PAI——N pai——N short bursts short bursts of pai——N bursts of pai——N bur—sts o—

f

mf

PAI—N pain Short bursts of Pain Bursts of pain short bursts shor—t bursts o—f shor—t bur—

f

dim

Pain Pain Pain Pain Pai pain pain short bursts of bur—sts short bursts bur—

f

mf

Short bur——sts o——f

f

Bur—sts

o——f pai——n

zacks

C. 5 SECONDS

3

mp

siz.cym.

Pizz

Sweep strings inside piano

C. 5 SECONDS

(SHOUT)

f pai — n

sts bur — sts of pai — n

sts o — f pai — n

E

C. 5 SECONDS | C. 7 SECONDS

16

PER

PI

P2

C. 5 SECONDS | C. 7 SECONDS

S

1 — In a moan-like voice — Hur — t — PPP

2 — PPP

3 — PPP

A

PPP

In a moan-like voice — O — f — Lo — VE — PPP

PPP

E

* Whisper any garble of nonsense syllables as fast as possible

C. 8 SECONDS

Beat on strings inside
Piano with soft mallets

mf

f

ff

SIMILE

C. 8 SECONDS

Hurts hur-ts hur-ts hur-ts hur ts hur ts

mf f (SHOUT)

f ff

(SHOUT)

Pai n

Pi ii

pi ii

18

PER

P 1

P 2

sub P

ONE SEC.

ONE SEC.

pod. weg

S 1

WAI — t WAI — t WAI — t WAI — t WAI — t

PP

S 2

IN — g IN — g IN — g IN — g IN — g

PP

S 3

i — ts to — spi — t on — d ou — t

PP

A 1

MO — spi — t bur — bur

PP

A 2

MEN — t ou — t den — ed den — ed

PP

A 3

i — ts to — ou — t spi — t loa — d

PP

* In a moan-like voice

waiting its moment to spit out burdened load.
(er uit te gooien de drukkende last)

F

C.2SEC.

19

vibr

p

pI

ord

p

pII

8

P mf

C.2SEC.

pII

F

20

PER

P1

P2

S 1 2 3 4

A 1 2 3 4

T 1 2 3 4

B 1 2 3 4

mp PP

P mf P fff

LOCO

8va

I

Glock

ff

sc siz sym

p

Let fade out completely

Let fade out completely

p

whisper

whisper

Callu

wh

wh

++

rf-mp pp

wh p

Li

wh

wh

wh

rf-mp pp

wh p

Dra

wh

wh

wh

++++

rf-mp pp

wh p

in vin-ta

wh

wh

wh

++++++

rf-mp pp

C. 6 SECONDS

C. 5 SECONDS

22

PER

sc

siz. cym

P1

P2

met vingers

S

A

T

B

sheets

promise (s!)

promise

promise

C. 6 SECONDS

C. 5 SECONDS

G

C.10 SECONDS

C.7 SECONDS

C.2SEC.

dampen. dämpfen.

J=72

DAMPEN

Pizz

mp

J=72

P f

EX — CITE MENT CUTTING SI-LEN — CE —

SILENCE

mp pp

Continue as before

sp

ZIN

BUZ

G

24

P1

Do not sound

P2

S

A

T

B

ord

speeds of hurrie— d lim — bs

Buzzin

Speeds of hurried lim

Spee — ds of hur-ried lim

C. 15 SECONDS

25

♩= C. 120

RELEASE

PII

f

C. 15 SECONDS 9-10

troost (gerief)

♩= C. 120

3

wrap = wikkelen

düpen krache de inschapelde (wrec) zuigeling uit

infant

die COM FOR

PP f PP

ex-pell WASTE WRAPPING ENFAN

P f

EN FAN

P ff

*Slow gliss. very low to very high

26

tempo

28 ♩ = 96

P1

5 10 15 20 25

tempo accel.

ONE SEC.

P2

5 10 15 20 25

to accel.

ONE SEC.

S

1 NOAH

pi pi pi

mf mp f

plea-se-plea-se-please

plea se thepi

p ppp

2 NOAH

pi pi pi

mf mp f

plea se plea se thepi

plea se

p pp

A

1 NOAH

pi pi

mf mp f

plea se plea se

plea se

p pp

2 NOAH

pi pi

mf mp

T

1 NOAH

pi pi

mf mp

2 NOAH

pi pi

mf mp

B

1 whisper

pi pi

mf mp

2 whisper

pi pi

mf mp

H

♩=96

PER

timpani

f 3 ff

♩=96

P1

3 3

Keep pedal down

f

P2

ord.

Sweep strings inside piano

3

Keep pedal down

f

♩=96

S1

Poun — d — in — g wai — ls of ham-mered shou —

f

3

A1

3

Sci-ssored lea — f — le —

f

T1

of torn fle —

f

B1

b

of —

f

H

28

PER

PI

P2

S 1 2 3 4

A 1 2 3 4

T 1 2 3 4

B 1 2 3 4

SD SC

ff

CON — tracting muscle — s

I

SC

ff

f ff

SD

♩=76

TIM.

SEMPRE PED.

SEMPRE PED.

shout ORD

Im-plo-ded streaks of RAP-TURE

shout ORD

Im-plo-ded streaks of RAP-TURE

shout ORD

Im-plo-ded streaks of RAP-TURE

shout ORD

Im-plo-ded streaks of RAP-TURE

♩=76

SPEAK

Sweaty sweeping knots singed raw

distorted fa CE

wrenched with a pai N-

Si tent in an-gui

sp

Bow els splen

li

C. 4 SECONDS

mf CHASE PLAY A PLAY

I

30

PER

TT

50

P1

P2

S

1 SWEA — ty SWEEPING KNO — ts SINGED RAW SWEA — ty SWEEPING KNO —

2 DIS_TORTED FA — CE WRENCHED WITH A PAI — N DISTORTED FA — CE

3

4 — SH Si — LENT IN AN GUI — SH

A

1 DI — D BO W — E L — S SPLEN — DI — D

2 — PS IN DI_LA_TED SEQUENCE LI — PS IN DI_LA_TED SE-QUENCE

3 SP FE — CUN — D SHAME — LESS FE — CU — N D SHAME

4 SP HEAVES — VO_MITS THE IEE — CH HEA —

T

1 SP PIT OF SLI — ME PIT OF SLI —

2 MOAN HEA — VES VO-MITS THE IEE — CH

3 MOAN HEA — VES VO-MITS THE IEE —

4 MOAN HEA — YES VO — MI

B

1 MOAN HEA —

2

3

4

MOAN CRESC POCO A POCO

ts singed raw — distorted fa — ce — swea — ty — sweeping kno — ts singed raw — dis-tor-ted

Si — lent in an gui — sh — Wrenched with a pai — n

bow — el — s splen — di — d

Li — ps in dila-ted se-quence

less — fe — cun — d shame

ves vo-mits the lee — ch — Her — ves vo — mits the lee

me — Hea — ves — vo — mi — vo — mi — ts the lee — Pit of sli — t

ch- — ts the lee — ch-

ves vo-mi — ts the lee — Hea

*moan — vo-mits the lee — ch-

*sp — Wren — ched with a pain

*moan — Vo-mits the lee — ch

32

PER

π

SD

P1

WHITE KEYS

P2

BLACK KEYS

S

Fa — ce

Wrenched with a pai — Si — lent in an gui — sh

swea — ty

Distorted fa — ce

sweeping kno — ts singed raw

N

A

Li — ps in di-la-ted se quence

Bow — e l — s

Li —

le-ss

ch

Hea — ves vo — mits the lee — ch

Fe cun — d —

T

me

Hea — ves vo-mits the lee — ch

pitol sli —

ch

ch

fall lim — p from ex-haus — te — d wom —

falls limp from ex-haus — te

B

ves vo-mi-ts the lee — ch.

Lim —

mi — t

falls lim — p from ex —

falls lim — p from ex — hausted wom — b

fall — s limp from ex-haus — te —

C. 15 SECONDS

C. 10 SEC.

STRIKE GLOCK. with metal bar

LET FADE OUT

LET FADE OUT

C. 15 SECONDS

C. 10 SEC.

SWEA — Ty RAW KNOTS

DIS-TORTED FA — CE

PAI — N

PAI — N

splEN di — d

ps IN dila_ted SEQUENCE

SHAME — LE — SS

PAI — N PAI — N

ME

FE — ch

FROM WOM — b

haus — t — E — d WOM — b

FROMthe WOM — b

d WOM — b

(Blow AIR)

wh = as a sigh of relief

AN

wh

wh

wh

wh

mond

15"

J

34

SECONDS

S

TA—KE TA—KE TAKE TA—KE TAKE TA—KE

A—CHE A—CHE ACHE A—CHE ACHE ACHE

A—CHE A—CHE ACHE A—CHE ACHE

A—CHE A—CHE A-CHE A—CHE A-CHE

PP

TA—KE ACHE A-CHE TA—KE TAKE A—CHE TAKE A-CHE A—CHE

A—CHE TAKE TAKE A—CHE ACHE T—AKE ACHE TAKE T—AKE

A—CHE TAKE TAKE T—AKE ACHE A—CHE TAKE A-CHE T—AKE

A—CHE ACHE A-CHE A—CHE TAKE T—AKE A-CHE TAKE A—CHE

P

A

TA—KE

PP

(BLOW AIR) (BLOW AIR)

(AIR) → (whistle) → (AIR) (AIR) → (whistle) → (AIR)

AH AH

P mf PP

T

Pi—wh—lls Pi—lls Pi—lls

Pi—wh—lls Pi—lls

Pi—wh—lls Pi—lls

Pi—lls

P mf PP

SMA—II SMA—II

ti ti

mi—d mi—d

PP

B

Pi—lls

k k k

P P

f f f

J

C. 4 SECONDS

C. 15 SECONDS

35

PER

VIBR.

GLOCK.

P1

SWEEP STRINGS INSIDE PIANO

P2

C. 4 SECONDS

S

A

T

B

A — CHE A — CHE A — CHE A — CHE

ACHE ACHE ACHE ACHE ACHE ACHE ACHE ACHE

* A — A — A — A — A — A — A — A — A — A — A —

ORD

AH

EE

* A, AS IN ACHE

C. 2 SEC.

36

♩=60

PER

vibr.

P

P
tim

P I

keep ped. down

P 2

keep ped. down

C. 2 SEC.

♩=60

S

A

T

B

sp lussetus

Pil_lows of Flesh

ord. No vib

SLow

PPP

SLOW

* Repeat 7 times

K

TAM TAM

PER

P

P

PP

P I

P

mp

mf

P2

P

mp

P

mf

white keys

black keys

PP

FULL CHOR.

ly MOV_IN g

Slow ly MOV IN g

K

38

PER

GLOCK

TAM TAM

P

PI

P

3

mf

P

P2

P

8

3

FUll CHOR.

quick as ca — n

S'

1 & S A

A'

T'

1-2 T-B

B'

Slow — ly mov — in

3

3

PER

vibr

GLOCK.

C.5 SECONDS

P1

LET FADE OUT

P2

pizz

LET FADE OUT

C. 15 SECONDS

C. 5 SECONDS

S

A

T

B

wh

Hungri-ly begs brea st

wh

tire d

wh

wh

wh

womb cough s

C. 10 SECONDS

40

S

A

T

B

Bash fu

mp

pp

ord → grow to a whisper →

sl ee – py

p

ppp

mf

p

pp

Slower!!